



typ48 WALL PROTECTION

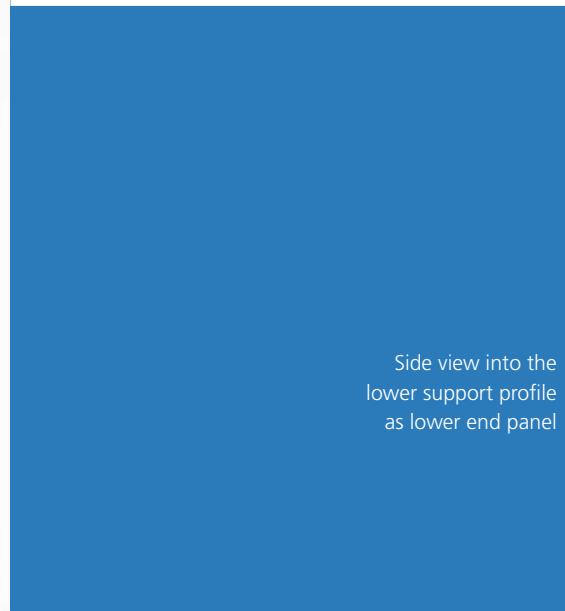
typ48 WALL PROTECTION

A2 according to DIN 13501
Type 28 for composite panels



FIXING

Side view into the upper support profile with end panel



Side view into the lower support profile as lower end panel



SIDE PROTECTION

Side protection


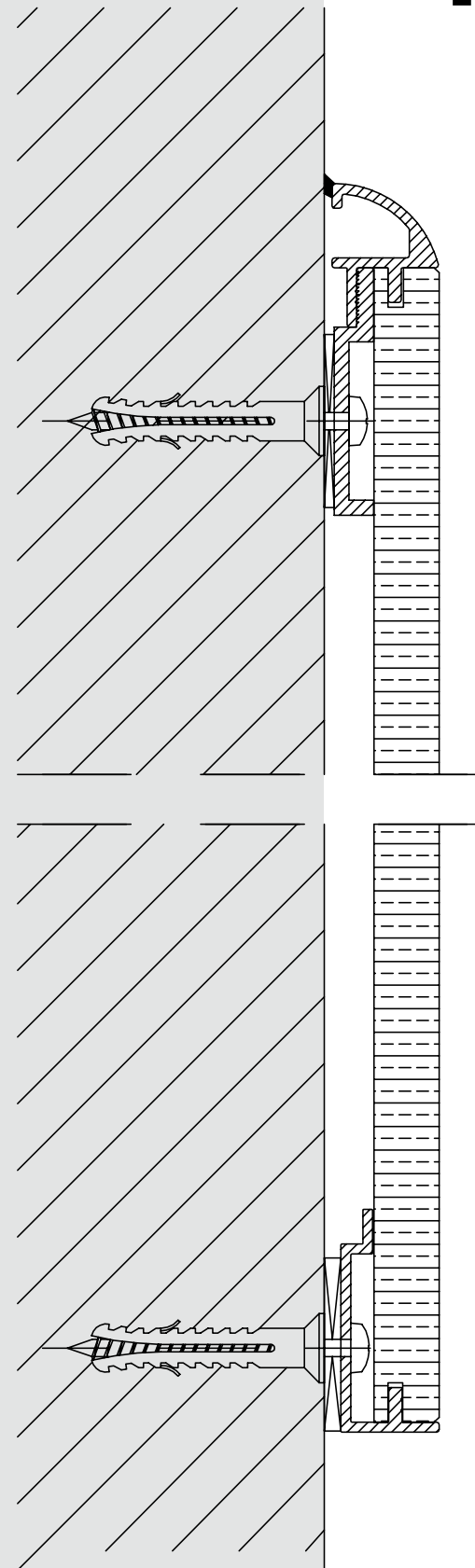




typ48 WALL PROTECTION

EDGE SOLUTIONS

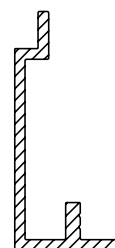
BREM WALL PROTECTION SYSTEMS



Cover profile A8



Support profile D1



Support profile A17

Type 28 for composite panels

An integrated wall protection system which offers an adequate protection level with a construction depth of approx. 22mm and which is especially designed for composite panels made of gypsum-bound or cement-bound panels with a maximum size of 13.6mm. The cover profile as quarter round perfectly harmonizes with the wall and avoids therefore any presence of dust. The cover profile can be anodized or accordingly chosen to the color of the wall protection system. It is also available in all other colors as it therefore requires powder coating. Due to its special shape, clasps for suspension are not necessary. The lower base profile fully covers the panel edges and therefore offers reliable protection. At the same time the aluminum profile also serves as support and base profile including safety catch. Using specially-developed gap profiles the panel can be fixed fully mechanically.



Compact edge made of 3mm stainless steel for each wall edge of 175° to 30° as U joint with long and short flanks



Compact edge for each wall edge of 175° to 30° as U joint with long and short flanks.



External edge as a quarter round profile made of stainless steel



You will find specific documentation and downloads regarding type48 on our homepage on www.brem-systems.de/type48

